

3D-DUOFLEX™

THE UNIQUE HEAT TRANSFER FILM OFFERING A 3D DOUBLE-COLOURED END RESULT, WITH JUST ONE APPLICATION

Looking for an easy and quick double-coloured personalisation solution? Duoflex is an exclusive thick and opaque heat transfer film allowing a new generation of 3D creations with unique contrasting edges.

Fashion and
Home Decor Accessories




Sport Equipments



Product description

- ✓ Obtain a coloured outline around your pattern and get a 3D effect in just one application. This end-result is obtained thanks to the heat action on the product.
- ✓ Very thick product, allowing 3D effects.
- ✓ Ultra-soft skin. Very pleasant to touch.
- ✓ Matte finish.
- ✓ Available in 6 different combinations of colours:




White/Black 4403




Black/White 4401



White/Red 4406



White/Blue 4409



White/Yellow 4404



White/Green 4410

Application key points

- ✓ Very easy to cut, using a flock blade 60°.
- ✓ Easy to weed → saves production time.
- ✓ Allows different outlines thickness, just by graduating the pressing time while applying it.

Usage benefits

- ✓ Great for the production of numbers, names and sport crests.
- ✓ Recommended to give a thick 3D effect to fashion accessories and sport equipments.

SPECIFICATIONS

Composition	Average Thickness	Carrier	Dimensions
Vinyl/PU	460 µm	Non adhesive clear polyester	50 cm x 10 m

APPLICATION INSTRUCTIONS

Applies on	Cutting	Application Temp. & Duration
Cotton Polyester Acrylic Cotton/Polyester blends without repellent treatment	Use a Flock Blade 60°	165°C – 20 s 329°F – 20 s → 20 sec to 60 sec depending on the searched contouring thickness.

Pressure	Peeling
Medium	Cold

Step 1 – Cutting

Set up the cutting of your heat transfer film in mirror mode and use a standard flock blade of 60°.

Step 2 – Weeding

Remove the excess of material (easy weeding).

Step 3 – Application

Position your design on the textile and press it with a Sefa DUPLEX/ROTEX or equivalent at 165°C/329°F for 20 seconds, with a medium pressure.

We do recommend the use of a silicone paper to protect the designs and the textile during the application.

Step 4 – Peeling

Peel the material while cold.

NOTE: We highly recommend you to perform tests before launching a production.

CARE AND MAINTENANCE RECOMMENDATIONS

Washing	Ironing	Tumble-dry	Dry cleaning
Up to 40°C/104°F	On reverse side only	N/D	N/D

Storage life	Storage Temperature & Lightning	Position
Up to 1 year	Dry room with 15°C-30°C/ 59°F-86°F	Away from sunlight Vertical Position

Care and maintenance:

- ✓ Always respect the garments' instructions.
- ✓ Wait 24 hours after the application before the first wash.
- ✓ Avoid the use of aggressive products.

Washing recommendations:

- ✓ Respect the textile recommendations.
- ✓ Preferably inside out to extend the design's life.
- ✓ Do not bleach.